

**PETREL GLOBAL SHIPS  
& BOATS TRADING LLC**

Business Village-Block B 3d Floor, office  
309-310, 221 Al Maktoum Rd, Dubai, UAE  
www.petrel-global.com., tel.: +971 52 821 6411



**SPX 210**



*Sea Ray* 

## *DESIGNED TO BE NOTICED*

---

The SPX® 210 delivers the ultimate in style, performance and fun. The vessel truly stands out, showcasing powerful propulsion and an extensive range of standard amenities. Sophisticated yet practical, it offers a reimagined self-bailing cockpit with roomier spaces, an intuitive helm that provides control at your fingertips, and features like a ski tow attachment and ski locker compartment that make watersports setup simple. From entertaining friends to wakeboarding the day away, the SPX 210 is ready to go wherever adventure leads.





SPX 210

*Sea Ray*®

# STANDARD SPECIFICATIONS



## STANDARD PROPULSION

Mercury® MerCruiser® 4.5L MPI ECT  
Alpha One® (250 hp)



## RANGE

108 mi / 174 km (cruising speed)  
89 mi / 143 km (WOT)



## DRAFT

35" / 89 cm (sterndrive down)  
17" / 43 cm (sterndrive up)



## CAPACITY

12 people / 1,660 lb / 753 kg  
Maximum: 1,830 lb / 830 kg



## CRUISING SPEED

30–31 mph / 48–50 kph



## LENGTH OVERALL

21'8" / 6.60 m



## DRY WEIGHT

3,715 lb / 1,685 kg



## WIDE OPEN THROTTLE (WOT)

39–41 mph / 63–66 kph



## BEAM

8'6" / 2.59 m



## WATER READY WEIGHT

4,327 lb / 1,963 kg (fully optioned)



## FUEL CAPACITY

37 gal / 140 L



## BRIDGE CLEARANCE

4'10" / 1.47 m without tower  
7'10" / 2.39 m with tower (optional)



## DEADRISE

19°



- 1) Speed determined by GPS. Fuel consumption based on total usage by engines. MPG computed from MPH and GPH. Range based on 90% of total fuel capacity.
- 2) The performance data shown is valid only for the specific boat tested and the conditions that existed when the test was performed. Many factors may affect performance, including but not limited to, installation of certain options; vessel loading and trim; weather and sea conditions; and engine, propeller, and hull bottom conditions. Sea Ray makes no performance guarantees.

## AT A GLANCE

**A SELF-BAILING COCKPIT**  
For more enjoyable cruising, the boat is outfitted with drainage channeling to keep the cockpit dry and make cleanup easier.

**B COCKPIT SEATING**  
Delivering maximum comfort, the cockpit showcases luxurious seating with a quilted upholstery pattern and L-shaped bench seating optimized for space.

**C ELEVATED WINDSHIELD DESIGN**  
The cockpit has been enhanced with sophisticated yet practical details, such as a curved windshield designed for improved visibility.

**D PORT COMPANION SEAT**  
The port companion seat features a convertible backrest that transforms it into an aft-facing lounger.

**E VERSATILE BOW**  
The bow offers U-shaped seating with room to kick back. Choose the Comfort Bundle to convert the space into a sunpad with a bow filler cushion and block-off backrest.



## AT A GLANCE

**A CONFIDENT CONTROL**  
Presenting simplified captaining, the helm is equipped with a Digital Dash, including a 7" Simrad® NSX® touchscreen display and Mercury® SmartCraft® Connect for intuitive engine monitoring.


**B FUSION® AUDIO**  
Set the mood for a wonderful day out on the waves with premium sound from the Fusion® stereo, or select the Entertainment Bundle for a Fusion® Premier audio system.

**C SKI & WAKEBOARD STORAGE**  
The full-sized locker compartment in the cockpit floor stores skis, boards, life jackets and other items when not in use.

**D PLUSH SUNPAD**  
The transom sunpad offers a backrest for more support when lounging in the sun or taking in the sights along the water.

**E SWIM PLATFORM**  
The water is easily accessible from the swim platform with an optional manual submersible step.

**F STERNDRIVE POWER**  
The boat is propelled by a standard Mercury® MerCruiser® 4.5L MPI ECT Alpha One® engine.





SPX 210

*Sea Ray*



SPX 210

Sea Ray®



# STANDARD FEATURES

## BOW & COCKPIT

- Cup holders, stainless steel (9)
- Floor liner, fiberglass
- Lighting, LED (courtesy)
- Outlet, 12V accessory (helm)
- Outlets, USB-A & USB-C dual port (3)
- Self-bailing cockpit
- Vinyl, marine grade with mildew & UV protection

## DOORS

- Hatch for bilge access, gas-assisted
- Transom door, fiberglass

## SEATING

- Aft L-shaped bench seating with storage below
- Bow seating, U-shaped with removable cushions & storage below
- Cockpit social area with opposing seating & storage
- Helm bucket seat with swivel, slider & flip-up bolster
- Port companion seat with convertible backrest
- Sunpad

## STORAGE

- Bow storage (under seating)
- Cooler storage (cockpit)
- Integrated cooler or dry storage, fiberglass with drain (under cockpit seating)
- Side panel tubs (cockpit)
- Ski & wakeboard storage, gas-assisted (cockpit floor)

## HULL & DECK

- Cleats, stainless steel through-bolted (6") – 6
- Deck fill plate, stainless steel
- Drain plug, brass-threaded (garboard)
- Eyes, stainless steel (bow & stern)
- Handrails, stainless steel (bow & cockpit)
- Horn, built-in
- Light, removable (stern)
- Lights, navigation (stainless steel)
- Rub rail, PVC with stainless steel insert
- Ski tow eye, stainless steel (transom)
- Stringer system, fiberglass
- Swim platform, integral with concealed stainless steel four-step swim ladder & grab handle
- Thru-hull fittings, stainless steel
- Windshield, tempered tinted curved glass with walkthrough door

## STORAGE

- Anchor storage
- Glove box, lockable (port console door)
- Storage (transom walkway floor)
- Transom storage for gear with gas-assisted fiberglass lid (under sunpad)

## TECHNICAL

### ELECTRICAL

- Battery switch, single
- Fuse block

### FUSION® AUDIO SYSTEM

- AM/FM stereo (helm)
  - Bluetooth™
  - Digital Signal Processing (DSP)
  - Wi-Fi audio streaming with Apple AirPlay® 2
  - XS Series speakers (6.5") – 2 pairs

## HELM

- Alarm, engine (oil & water)
- Digital Dash (7")
  - Chartplotter with preloaded charts (North America only)
  - Mercury Marine® SmartCraft® Connect
  - Simrad® NSX® 7" touchscreen display
  - Transducer with depth, water temperature & fishfinder
- Mercury Marine® throttle & shift
- Steering, power-assisted with tilt wheel
- Switch panel with illuminated weatherproof chrome switches
- Tilt & trim, power

## MECHANICAL

### BILGE

- Bilge pump, 1100 GPH 12V automatic (aft)
- Blower, 12V
- Insulated & gel-coated enclosure
- Oil filter, remote
- Vents, integral with water management system

### FUEL SYSTEM

- Evaporative emissions fuel system
- Fuel lines, USCG compliant
- Fuel tank with anti-siphon valve & electric sending unit

### UNDERWATER GEAR

- Propeller, aluminum

# COLORS & MATERIALS

## EXTERIOR COLOR SCHEMES



Sea Ray Blue



FULL HULL

## VINYL UPHOLSTERY COLORS



Stone  
*Gray base with black accents*

## CANVAS



Sunbrella® Black

## BOW & COCKPIT FLOORING



SeaDek® – Moonrock

## SWIM PLATFORM FLOORING




SeaDek® – Moonrock

# OPTIONS & ACCESSORIES

- Ect 4.5l Mpi A1 (250 Php) Stern Drive
- Full Hull Color - Sea Ray Blue
- Captain's Package (Captain's Package Includes: Bimini Top with Boot; Bow Filler Cushion w/Forward Walk-thru Backrest Cushion; Canvas, Cockpit & Tonneau Cover; Fender Clips (6) Quick Connect; Teak, Round Cockpit Table)
- Cockpit Color – Stone (Cockpit Vinyl Color - Stone (Gray Base Vinyl w/ Dark Gray Accents))
- Cockpit Seadek (Flooring, SeaDek® (bow & cockpit) Grey)
- Seadek On Swim Platform
- Stereo, Premier Audio Upgrade (Premier Audio Upgrade (Includes: 2 Pair of Fusion 6.5" Signature Series Speakers, 10" Signature Series Subwoofer & Signature Series 5 Channel 1600W Amp))
- Blue Led Lighting Package
- Submersible Swim Platform – Manual (Swim Platform with Manual Submersible Swim Step)
- Elevation Package (Elevation Package (Includes: Aluminum Watersports Tower, Bimini & Anchor Light))
- Water System Bundle (Water System Bundle Pressure Water System Transom Pullout Sprayer)
- Shipping Cradle

## COMFORT BUNDLE

Add a touch of luxury to your Sea Ray with a filler cushion and block-off backrest that convert the bow into an expansive sunpad.



Bow filler cushion




Bow filler cushion and block-off backrest

## ENTERTAINMENT BUNDLE

Elevate your experience on the water with the next level in marine audio entertainment from Fusion® and blue LED accent lighting.

Blue LED lighting package

Signature Series speaker



Signature Series subwoofer



Fusion® Premier Audio system with Apollo™ SRX400 stereo

## ESSENTIALS BUNDLE

For a superior boating experience, elevate your Sea Ray with some of the most popular accessories requested by boaters.

Cockpit and tonneau covers



Quick connect fender clips



SeaDek® swim platform flooring

# LAYOUT



DECK / COCKPIT



AT SEA RAY, WE BELIEVE THAT RICHER MOMENTS ON THE  
WATER LEAD TO A RICHER LIFE. THAT'S WHY EVERYTHING  
WE DO IS DESIGNED TO MAKE EACH MOMENT EXCEPTIONAL.



**PETREL GLOBAL SHIPS  
& BOATS TRADING LLC**

Business Village-Block B 3d Floor, office  
309-310, 221 Al Maktoum Rd, Dubai, UAE  
[www.petrel-global.com](http://www.petrel-global.com), tel.: +971 52 821 6411