

**PETREL GLOBAL SHIPS
& BOATS TRADING LLC**

Office 621, 6th Floor Block A, Business Village,
Port-Saeed Deira, Dubai UAE
www.petrel-global.com., tel.: +971 52 821 6411



SLX 350 OUTBOARD



Sea Ray 

LUXURY ELEVATED

Providing all-day comfort, the SLX® 350 Outboard delivers a superior ride and unrivaled handling with more power and luxurious amenities. Every inch of the vessel has been thoughtfully engineered to maximize space and function. Its reimagined, best-in-class layout features room for 18, anchored by a cockpit social area and concealable transom loungers. The expanded interior compartment under the port console provides abundant storage or can be upgraded to a Port Hideaway® offering plush seating and air conditioning.





2024 SLX 350 OUTBOARD

Sea Ray

STANDARD SPECIFICATIONS



STANDARD PROPULSION

Twin Mercury® 350 Verado® V10 Outboards with Joystick Piloting (T-350 hp / 261 kW) – black



BEAM

10'6" / 3.20 m



WATER READY WEIGHT

14,261 lb / 6,469 kg (fully optioned)



YACHT CERTIFIED



WIDE OPEN THROTTLE (WOT)

48–64 mph / 77–103 kph



BRIDGE CLEARANCE

8'3" / 2.51 m without radar
8'11" / 2.72 m with radar



DEADRISE

21°



FUEL CAPACITY

160 gal / 606 L



DRAFT

32" / 81 cm (outboards down)
23" / 58 cm (outboards up)



WATER CAPACITY

30 gal / 114 L



LENGTH OVERALL

38'0" / 11.58 m with outboards & anchor



DRY WEIGHT

13,027 lb / 5,909 kg



HOLDING TANK

27 gal / 102 L




- 1) Speed determined by GPS. Fuel consumption based on total usage by engines. MPG computed from MPH and GPH. Range based on 90% of total fuel capacity.
- 2) The performance data shown is valid only for the specific boat tested and the conditions that existed when the test was performed. Many factors may affect performance, including but not limited to, installation of certain options; vessel loading and trim; weather and sea conditions; and engine, propeller, and hull bottom conditions. Sea Ray makes no performance guarantees.





COLORS & MATERIALS

EXTERIOR COLOR SCHEMES



Arctic White (standard)



Onyx Black



Horizon




Sea Ray Blue



Quantum Blue



Kingfisher Teal



Neo Mint Green



Rally Red

VINYL UPHOLSTERY COLORS



Ivory (standard)
White base with brown accents



Dune
Tan base with brown accents




Stone
Gray base with dark gray accents

CANVAS



Sunbrella® Black

BOW & COCKPIT FLOORING



Non-skid fiberglass (standard)



SeaDek® – Dune



SeaDek® – Moonrock




Infinity woven vinyl – Brown



Infinity woven vinyl – Gray

SWIM PLATFORM FLOORING



Non-skid fiberglass (standard)



SeaDek® – Dune



SeaDek® – Moonrock

STANDARD FEATURES

HULL & DECK

- Bow Eye & Stern Eyes – Stainless Steel
- Cleats, 10" Thru-Bolted – Stainless Steel (8)
- Deck Fill Plates, Stainless Steel
- Drain Plug, Brass-Threaded
- Hardtop, Fiberglass with Carbon Fiber Reinforcement & Courtesy Lights
- Hull Windows, Acrylic
- Lights, Navigation – Stainless Steel Split Bow Lights with Mast Light
- Resin, High-Performance Vinylester
- Rub Rail, Black PVC with Stainless Steel Insert
- Storage, Anchor with Hatch
- Swim Platform, Integral/Extended; Swim Ladder with Integral Grab Handle
- Thru-Hull Fittings, Stainless Steel
- Windlass, Rope / Chain with Galvanized Anchor, Anchor Chute, Wash Down and Bow Controls
- Windshield, Tempered / Tinted Glass with Stainless Steel Header & Supports
- Windshield Wiper – Starboard

COCKPIT

- Cooler Storage – 1 Bow; 1 Cockpit
- Cup Holders – Stainless with Inserts & LED Lighting
- Dash, Custom Soft-Touch with Wood-Grain Accents
- Dash, Acrylic Skylight – Port
- Door, Bow Block-Off – Acrylic
- Floor, Finished Fiberglass with Drainage Overboard
- Glove Box, Portside – Lockable
- Grab Handles, Stainless Steel with Vinyl Wrap
- Lighting, LED Courtesy

- Outlets, 12V Accessory (2)
- Outlets, USB (12)
- Steps, Boarding (Molded In)
- Storage – Below ETS Cockpit Seat
- Storage – Port Corner Seating
- Storage – Port Fender Storage with Fiberglass Hatch
- Storage – Below Aft, Port Side Seat; Helm & Companion Seats
- Storage – Ski/Wakeboard with Gas-Assisted Hatch
- Storage – Transom Walkway
- Storage – Under Port Console: Door, Enclosed with Fiberglass Lockable Door; Finished Fiberglass with Non Skid Floor
- Table, Teak Cockpit
- Transom Washdown Faucet
- Walk-Thru Transom

HEAD

Under helm

- Fiberglass Lockable Door
- Head, VacuFlush® with 27 Gallon Holding Tank
- Holding Tank Level Indicator
- Lighting, LED Courtesy
- Molded Fiberglass Liner
- Non-Skid Floor Treatment
- Power Vent, 12V
- Sink with Faucet
- Stainless Steel Hardware
- Wood Storage Shelf with Mirrored Bulkhead

SEATING

- Bow with Hinged Cushions & Arm Rests and Table Storage Below
- Cockpit Social Area with Opposing Seating
- Helm Dual Bucket Seat with Slider, Single Flip-Up Bolster & Footrest

- Port Companion Dual Bucket Seat with Single Flip-Up Bolster
- Transom Concealable Aft Facing Loungers / Sunpad

WET BAR

- Refrigerator (2.3 cu. ft.) with Pull-Out Drawers
- Solid-Surface Countertop
- Stainless Steel Grab Handle
- Stainless Steel Sink with Faucet
- Trash Receptacle

TECHNICAL

ELECTRICAL

- Battery Charger/Converter, 120V/60 Cycle
- Battery On/Off Switches with Trays (2) – Located in Walk-Thru Transom
- Breaker Panels, Waterproof – Electronic Interface Modules
- Fuse Block / Breaker
- Main DC Distribution Hub
- Panel, Main Distribution

FUSION® AUDIO SYSTEM

- Apollo™ RA770 AM/FM stereo
 - Apollo™ Series amplifier, 6-channel (1800W)
 - Bluetooth™
 - Digital Signal Processing (DSP)
 - Wi-Fi audio streaming with Apple AirPlay® 2
 - XS Series speakers (6.5") – 4 pairs
 - XS Series subwoofer (10")

HELM

- Alarm, High-Water
- Alarms, Engine – Oil & Water (Audible)

- Digital Dash, dual (9")
 - Active Trim control & monitoring
 - Chartplotter with preloaded charts (North America only)
 - Naviop digital switching
 - Mercury Marine® VesselView® Link
 - Simrad® G09 9" touchscreen displays (2)
 - Transducer with depth, water temperature & fishfinder
- Cup Holder
- Horn
- Mercury Marine® Joystick Piloting for Outboards
- Mercury Marine® VesselView® Mobile
- Shift & Throttle Lever – SmartCraft® Digital Throttle & Shift (DTS) with Trim Switch & Ignition Cutout Switch
 - Active Trim speed-based automatic engine trim system with integrated GPS
 - Engine Start / Stop
- Steering, Isotta Pachu Tilt Wheel – Power-Assisted
- Switch Panel with Illuminated Weatherproof Push Buttons
- Tilt & Trim, Power

MECHANICAL

BILGE

- Bilge Pumps, 1700GPH 12V Automatic
- Bilge Pump, 1100GPH 12V Automatic High-Water
- Gel-Coated Compartment
- Lighting, 12V

FUEL SYSTEM

- Evaporative Emissions Fuel System
- Fuel Lines, USCG – Type A-1
- Fuel Tank with Mechanical Anti-Siphon Valve & Electric Sending Unit

UNDERWATER GEAR

- Propellers, Stainless Steel
- Variable Running Surface (Trim Tabs)

WATER SYSTEM

- Pressure Water System with 12V Pump
- Water Manifold System
- Water Tank (30 Gallons) with Level Indicator and Water Filter System

OPTIONS & ACCESSORIES

PROPULSION

- Twin Mercury® 350 Verado® V10 Outboards with Joystick Piloting (T-350 hp / 261 kW) – white
- Twin Mercury® 400 Verado® V10 Outboards with Joystick Piloting (T-400 hp / 298 kW) – white

UPHOLSTERY, INTERIOR, SEATING & FLOORING

- Bow Filler Cushions
- Bow Side Tables (2), Teak with Dedicated Storage
- Cockpit Filler Cushions
- SeaDek Swim Platform Matting (Glue Down)
- SeaDek Flooring – Bow & Cockpit
- Snap-In Infinity Woven Vinyl Flooring – Bow & Cockpit
- Teak Flooring for Bow & Cockpit
- Teak Flooring for Swim Platform & Walk-Thru

PORT HIDEAWAY® BERTH UPGRADE

Under Port Console; Requires an Inverter

- Air Conditioning in Berth & Head (3500 BTU)
- Berth Filler Cushions
- Berth SeaDek Flooring
- 19" Berth TV with Input Ports & Media Shelf
- CO Monitor
- Lighting, LED Courtesy
- Outlet (12V)
- Outlet (USB)
- Storage

TOPS & CANVAS

- Canvas Package For Fiberglass Hardtop
 - Cockpit and tonneau cover
 - Front visor with isinglass
 - Side curtains with isinglass
 - Aft curtain with isinglass
 - Storage bag
- Cockpit Cover with Tonneau Cover
- Mooring Cover
- Opening canvas section, manual for fiberglass hardtop
- Sunshade, automated extended SureShade® for fiberglass hardtop (aft)
- Sunshade, Manual with Poles (Bow Seating)

TECHNICAL

ELECTRONICS

- Simrad HALO24 Radar
- Simrad RS40 VHF Radio with Antenna
- SiriusXM® Satellite Receiver (N/A outside North America)

FUSION® PREMIER AUDIO SYSTEM UPGRADE

- Apollo™ RA770 AM/FM stereo
- Apollo™ Series amplifier, 8-channel (2400W)
- Apollo™ Series monoblock amplifier for subwoofer (2000W)
- Bluetooth™
- Digital Signal Processing (DSP)
- NRX300 remote unit (transom)
- Signature Series speakers (6.5") with LED lighting – 4 pairs
- Signature Series subwoofer (10")
- Wi-Fi audio streaming with Apple AirPlay® 2

HELM

- Simrad® SelectResponse™ Glass Dash, dual (12")
- Active Trim control & monitoring
- Chartplotter with preloaded charts (North America only)
- Mercury Marine® VesselView® Link
- Naviop digital switching
- Simrad® GO12 (12") touchscreen displays (2)
- Transducer with depth, water temperature & fishfinder

ADDITIONAL OPTIONS

- Air compressor for water toys with dedicated storage
- All-chain option for windlass
- Anchor, stainless steel
- C E Option Group
- Docking Lights
- Dynamic Running Surface™ (trim tabs that automatically optimize running attitude & trim, delivering stability & performance)
- Electric Grill – 120v/60 (Requires Inverter)
- Electric Grill – 220v/50 (Requires Inverter)
- Fender clips, quick connect (6)
- Flagpole with Base & US Flag

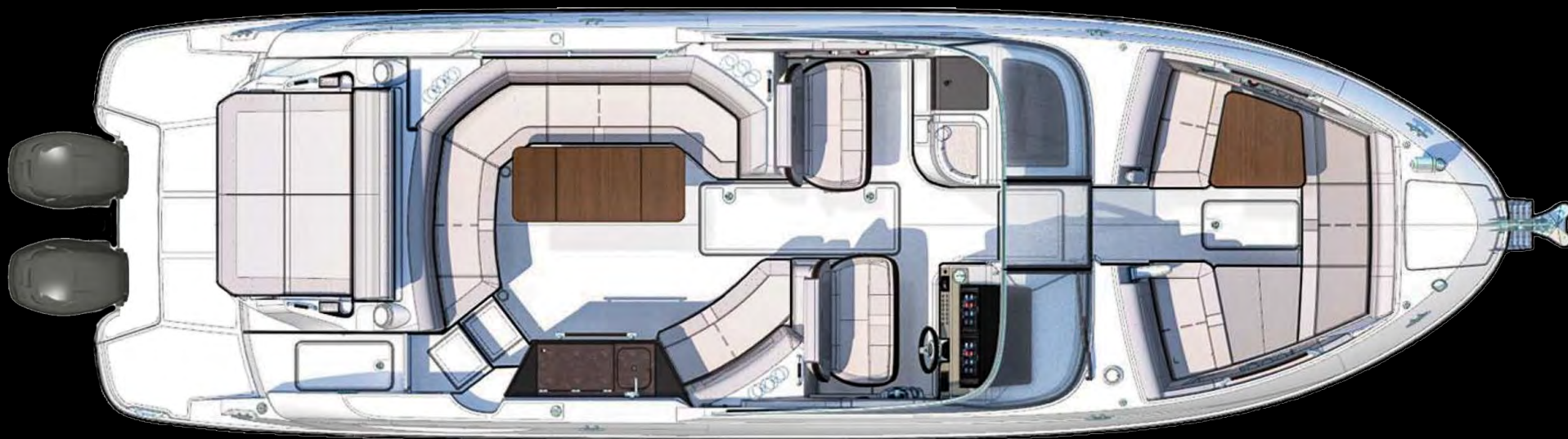
- Gray Water System
- Inverter – 12v To 120v/60 Cycle
- Inverter – 12v To 220v/50 Cycle
- LED RGB-W color-changing & white accent lighting package
 - Lighting for bow, cockpit, hardtop & hull side vents
 - Underwater thru-hull (4 lights)
- Macerator with Seacock Interlock System
- Remote Controlled 5" Spotlight
- Shorepower Package with Converter & Cord – 120v/60
- Shorepower Package with Converter & Cord – 220v/50
- Water Heater (6 Gallons)

PACKAGES

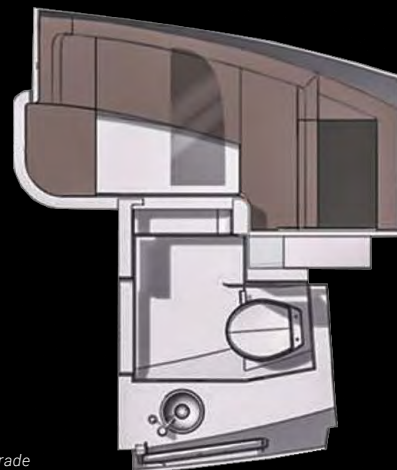
ELITE PLUS PACKAGE

- Anchor, stainless steel
- Dynamic Running Surface™
- Fender clips, quick connect (6)
- Fusion® Premier audio system upgrade
- LED RGB-W color-changing & white accent lighting package
- Opening canvas section, manual for fiberglass hardtop
- Simrad® SelectResponse™ Glass Dash, dual (12")
- Sunshade, automated extended SureShade® for fiberglass hardtop (aft)

LAYOUT



DECK / COCKPIT



PORT HIDEAWAY® / HEAD

Shown with optional Port Hideaway® upgrade



AT SEA RAY, WE BELIEVE THAT RICHER MOMENTS ON THE
WATER LEAD TO A RICHER LIFE. THAT'S WHY EVERYTHING
WE DO IS DESIGNED TO MAKE EACH MOMENT EXCEPTIONAL.



**PETREL GLOBAL SHIPS
& BOATS TRADING LLC**

Office 621, 6th Floor Block A, Business Village.
Port-Saeed Deira, Dubai UAE
www.petrel-global.com, tel.: +971 52 821 6411